



UNIVERSITY RANKINGS  
Research Output

Who Rules?



Dario Consoli  
QS Intelligence Unit



SAPIENZA  
UNIVERSITÀ DI ROMA

# GLOBAL UNIVERSITY RANKINGS

Trusted. Independent. Global.

QS INTELLIGENCE UNIT

		'03	'04	'05	'06	'07	'08	'09	'10	'11	'12	'13	'14	'15	'16
1	ARWU/Shanghai														
2	Webometrics														
3	QS														
4	4icu														
5	NTU/HEEACT														
6	Leiden														
7	URAP														
8	SCImago														
9	THE														
10	Trendence/Emerging														
11	RUR														
12	U-Multirank														
13	UI GreenMetric														
14	CWUR														
15	Youth Incorporated														
16	nature INDEX														
17	RankPro														
18	US News														
19	Reuters														

- Academic performance with league table
- Academic performance without league table
- Broad based league table
- “Multidimensional” ranking
- Employability based league table
- Web presence league table
- R Retroactive
- E Environmental Focus
- I Innovation Focus

Source: Illuminate Consulting Group

# IMPACT OF RANKINGS

**Some Countries using QS Rankings for better resources allocation**

QS used as a benchmark to prize national universities by more governments than any other international rankings; usually in conjunction with THE, ARWU



Chile



Denmark



Brazil




Malaysia



Netherlands



Russia



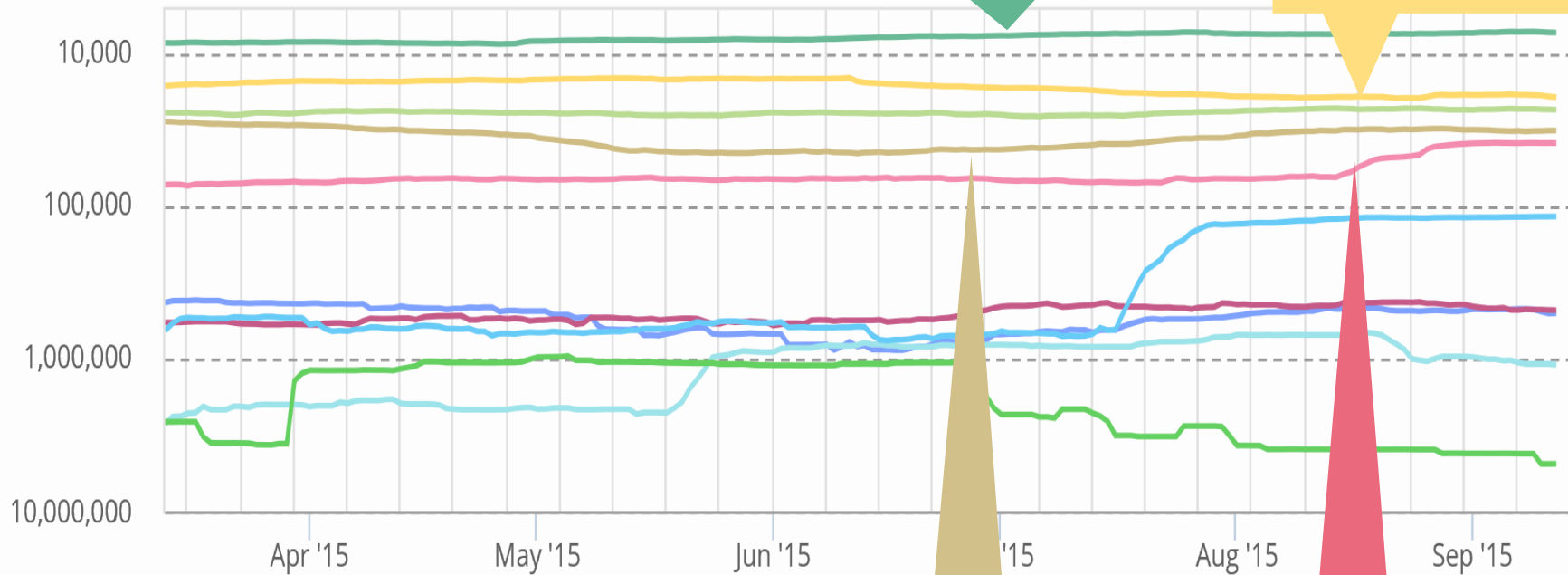
Singapore



Kazakhstan

## Impact of Rankings

QS most utilized Ranking worldwide  
Over 50,000,000 people have consulted our results



topuniversities.com

timeshighereducation.co.uk

shang

bomet

scimagoir.com

4icu.org

leidenranking.com

urap

ank.eu



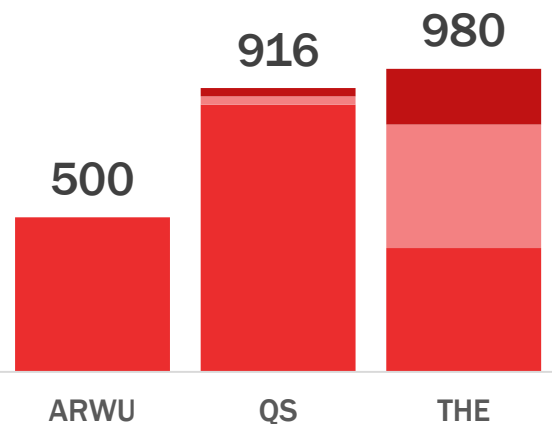
WEBO  
32,388

ARWU  
39,080

# SPOT THE DIFFERENCE

## Institutions Featured

■ 2016 net increase ■ 2015 net increase  
■ 2014



# 321 (66%)

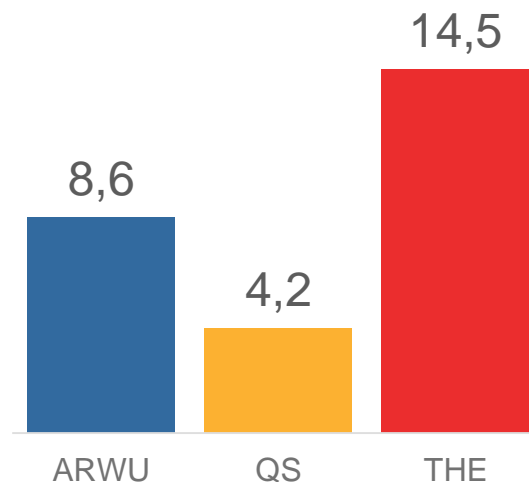
Institutions featured in the top 500 of all three rankings

**367** (73%) QS/ARWU

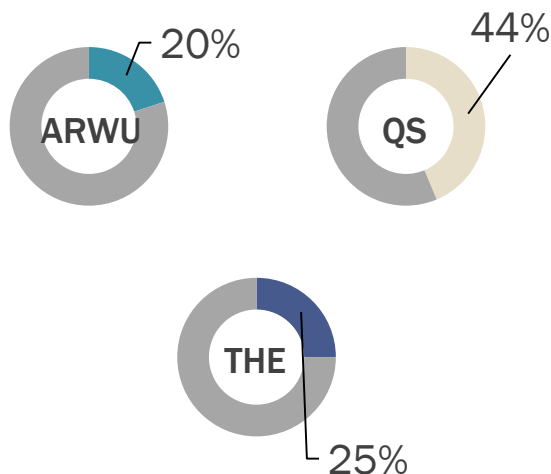
**386** (77%) QS/THE

**374** (75%) ARWU/THE

## Volatility in Top 100



## Specific Ranks Presented

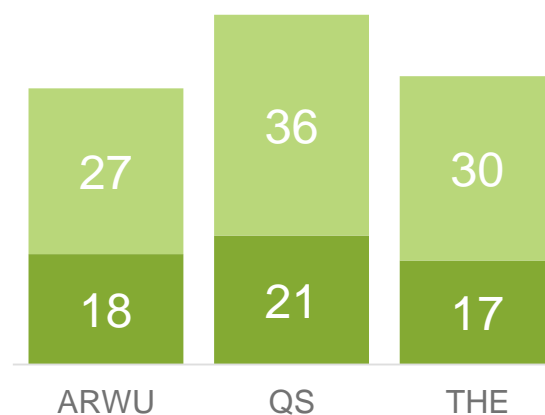


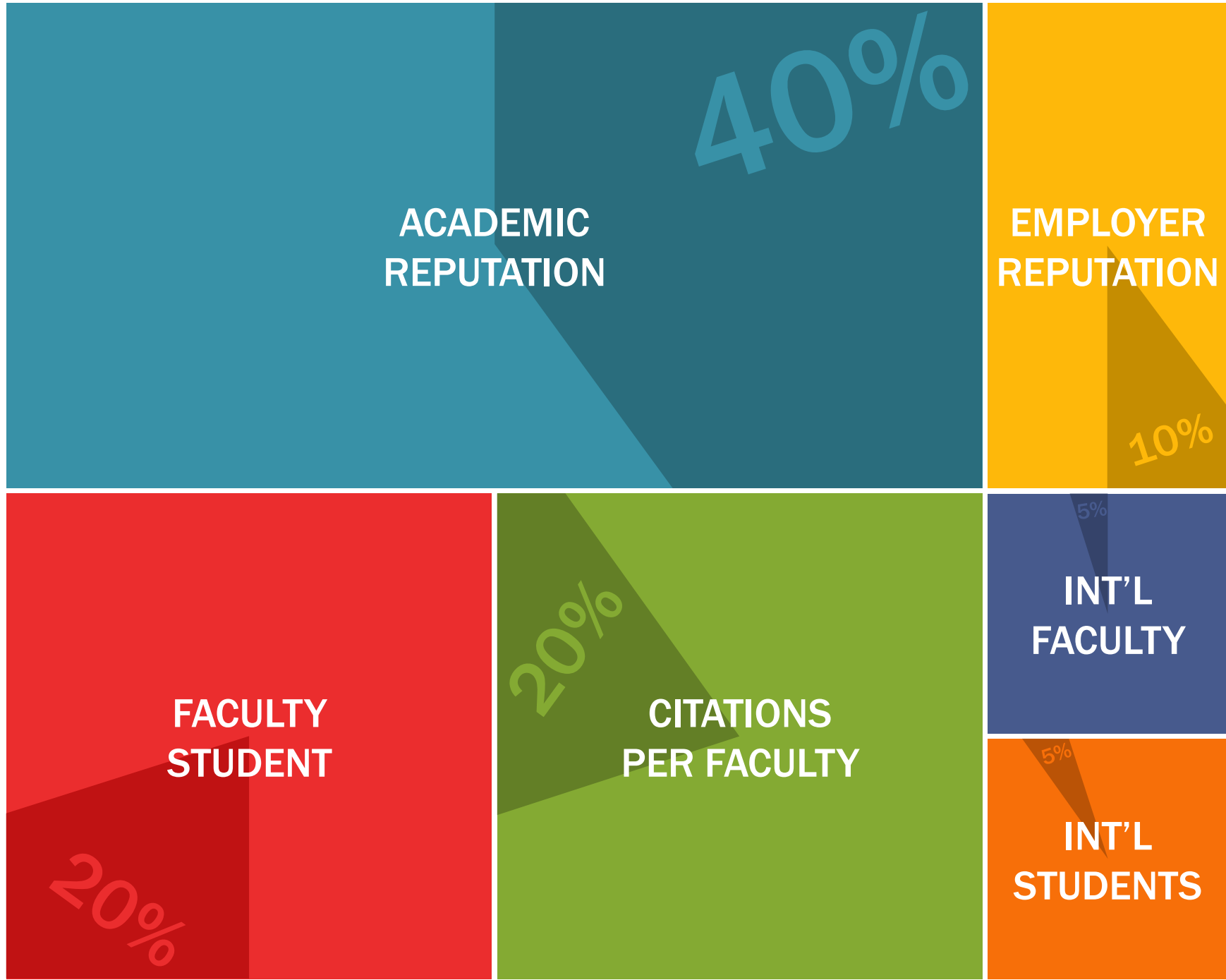
## Correlations

	THE	QS
ARWU	0.71	0.67
QS	0.79	

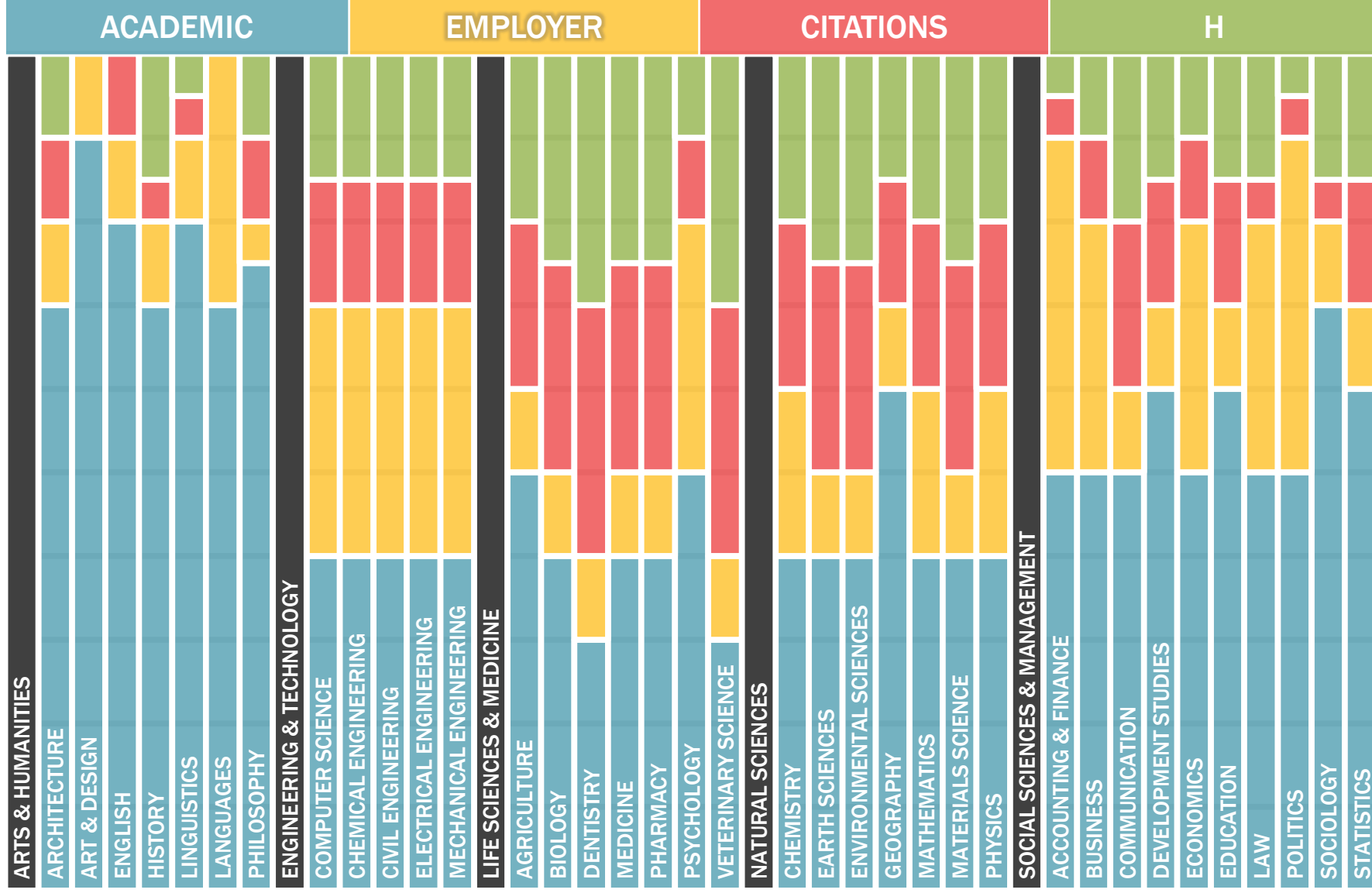
## Countries in Range

■ Top 100 ■ Top 500






# SUBJECT SENSITIVE WEIGHTINGS




# QS University Ranking Arab Region 2016 Methodology

## Indicators

 Academic Reputation from Global Survey 30%


 Employer Reputation from Global Survey 20%

 Faculty Student Ratio 20%

 Web Impact from Webometrics 10%

 Proportion of Staff with PhD 5%

 Citations per Paper from Scopus 5%

























 Citations per Faculty from Scopus 5%

 Proportion of International Students 2.5%

























 Proportion of International Faculty 2.5%



# QS University Ranking Arab Region 2016 Top 10

1	100.0		King Fahd University of Petroleum & Minerals		<input type="checkbox"/>	
2	98.5		American University of Beirut (AUB)		<input type="checkbox"/>	
3	97.9		King Saud University		<input type="checkbox"/>	
4	94.1		King Abdulaziz University (KAU)		<input type="checkbox"/>	
5	90.0		The American University in Cairo		<input type="checkbox"/>	
6	86.8		United Arab Emirates University		<input type="checkbox"/>	
7	84.8		American University of Sharjah		<input type="checkbox"/>	
8	84.3		University of Jordan		<input type="checkbox"/>	
9	82.3		Qatar University		<input type="checkbox"/>	
10	80.3		Cairo University		<input type="checkbox"/>	

# QS University Ranking Arab Region 2016 Top Jordan

Overall Score ▾	Search for universities...	Jordan ✕	↓	<input type="checkbox"/> Show only
8 84.3	 University of Jordan		<input type="checkbox"/>	  
13 73.4	 Jordan University of Science & Technology		<input type="checkbox"/>	  
27 55.5	 Yarmouk University		<input type="checkbox"/>	
49 33.9	 Petra university		<input type="checkbox"/>	
51-60	 Princess Sumaya University for Technology		<input type="checkbox"/>	
51-60	 The Hashemite University		<input type="checkbox"/>	
81-90	 Applied Science Private University - Jordan		<input type="checkbox"/>	
81-90	 Amman Arab University		<input type="checkbox"/>	
81-90	 Philadelphia University at Jordan		<input type="checkbox"/>	

# QS University Ranking

## Arab Region 2016 University of Jordan











The University of Jordan is one of the H.K.J leading research universities. our masters and doctorate degree programs are firmly rooted in our strong research culture, this inspired from the leadership commitment to excellence .U.J has a growing postgraduate community of over 4,000 students, as a major teaching and research organization we offer (161) postgraduate programs in a wide range of fields supported by internationally recognized scholars .



# QS University Ranking Arab Region 2016 Top Morocco

Trusted. Independent. Global.

# RANK	UNIVERSITY	LOCATION	COMPARE	QS STARS ?
Overall Score ▾	Search for universities... 	Moroc... x		<input type="checkbox"/> Show only
51-60	 Al Akhawayn University Ifrane		<input type="checkbox"/>	
81-90	 Université Mohammed V - Agdal		<input type="checkbox"/>	
91-100	 Université Hassan II Casablanca		<input type="checkbox"/>	

# QS University Ranking Arab Region 2016 Al Akhawayn University Ifrane

S M L XL

SIZE < 5,000



AGE < 25 years



STATUS  
Public



RESEARCH  
Medium

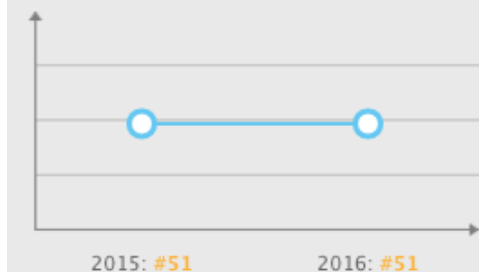


FOCUS  
Focused

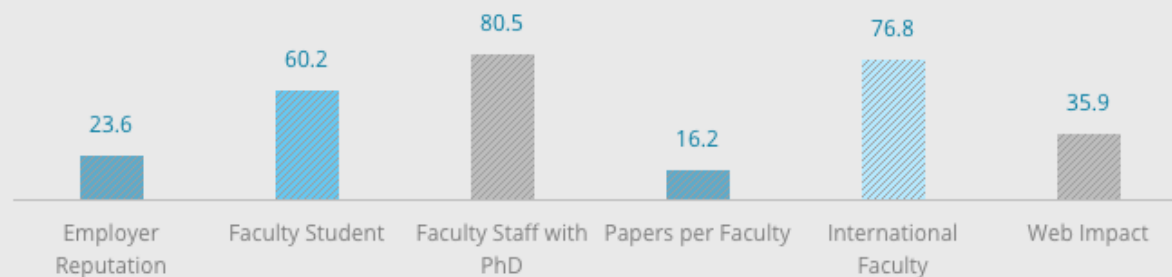
**#51-60**

Arab Region Rankings

Arab Region Rankings



See the [full rankings table](#)



# Ranking Internazionali

## THE Methodology

### SUBJECT RANKINGS METHODOLOGY

Indicator	Total students/ academic staff	PhD awards/ bachelor	PhD/Academic staff	Reputation Survey (teaching)	Institutional income/ Academic staff	Scholarly papers/ Academic Staff	Research Income/ Academic Staff	Reputation Survey (research)	Citations: Research Impact	Income from Industry/ Academic Staff	Ratio of international to domestic staff	International co-authorship	Ratio of international to domestic students
	Teaching: The learning environment					Research: volume, income and reputation			Citations per paper	Industry income: Innovation	International outlook		

### ARTS & HUMANITIES

Group weight	37.5					37.5			15	2.5	7.5		
Indicator weight	3.8	1.9	4.7	25.3	1.9	3.8	3.8	30	15	2.5	2.5	2.5	2.5

### CLINICAL, PRE-CLINICAL & HEALTH, LIFE SCIENCES & PHYSICAL SCIENCES

Group weight	27.5					27.5			35	2.5	7.5		
Indicator weight	2.8	1.4	4.1	17.9	1.4	4.1	4.1	19.3	35	2.5	2.5	2.5	2.5

### ENGINEERING & TECHNOLOGY

Group weight	30					30			27.5	5	7.5		
Indicator weight	3	1.5	4.5	19.5	1.5	4.5	4.5	21	27.5	5	2.5	2.5	2.5

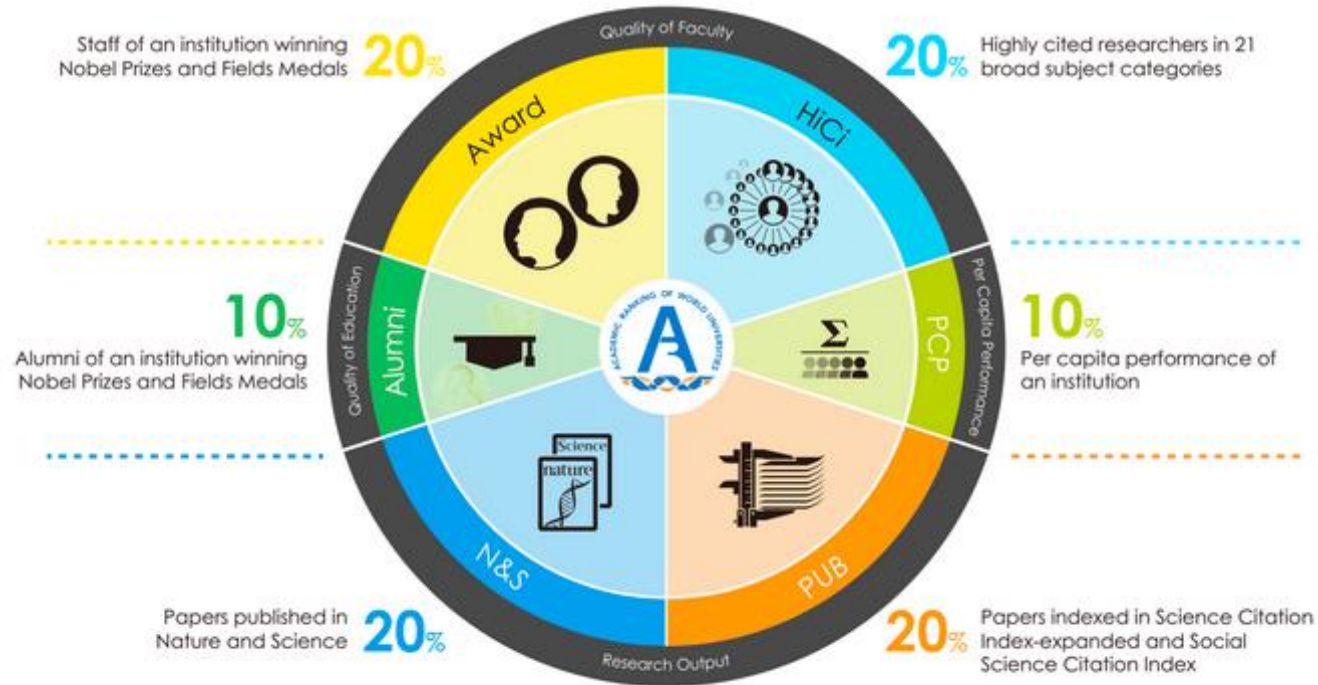
### SOCIAL SCIENCE

Group weight	32.5					32.5			25	2.5	7.5		
Indicator weight	3.3	1.6	4.9	21.1	1.6	4.9	4.9	22.8	25	2.5	2.5	2.5	2.5

# Ranking Internazionali

## ARWU Methodology

### Indicators and Weights for ARWU





# International Rankings

## Scopus Coverage

ELSEVIER

Elsevier Research Intelligence 1 3

### What content types does Scopus include?

Physical Sciences 7,456	<b>JOURNALS</b> <b>21,398</b> peer-reviewed journals <b>373</b> trade journals <ul style="list-style-type: none"><li>• Full metadata, abstracts and cited references (references for post-1995 only)</li><li>• &gt;2,800 fully Open Access titles</li><li>• Going back to 1823</li><li>• Funding data from acknowledgements</li></ul>	<b>CONFERENCES</b> <b>80K</b> events <b>6.7M</b> records (12%)  Conf. expansion: <b>1,000</b> conferences <b>6,000</b> conf. events <b>400k</b> conf. papers <b>5M</b> citations  Mainly Engineering and Physical Sciences	<b>BOOKS</b> <b>512</b> book series - <b>28K</b> Volumes - <b>1.0M</b> items  <b>81,000</b> books - <b>472K</b> items  <b>Books expansion:</b> <b>120K</b> books by end of 2015 - Focus on Social Sciences and A&H	<b>PATENTS</b> <b>24M</b> patents from 5 major patent offices: <ul style="list-style-type: none"><li>• UK</li><li>• US</li><li>• Japan</li><li>• Europe</li><li>• World</li></ul>
Health Sciences 6,834				
Social Sciences 8,042				
Life Sciences 4,509				



# International Rankings

## Scopus vs Web of Science

ELSEVIER

Elsevier Research Intelligence | 6

### Comparison with nearest peer

#### Scopus

~21K titles

&gt;5,000 publishers

Updated daily

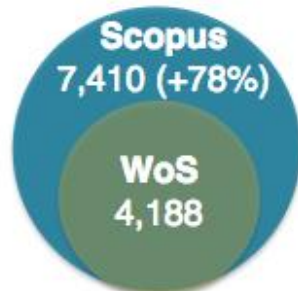
**Scopus**  
21,671**Web of Science**  
12,491

#### WEB OF SCIENCE™

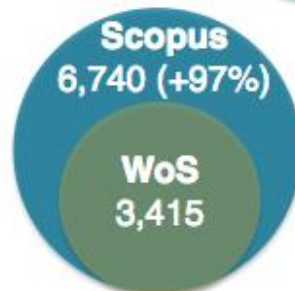
~12K titles

3,300 publishers

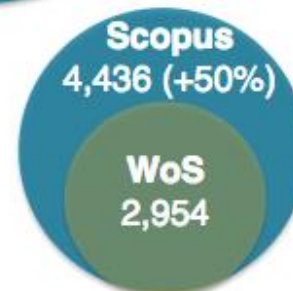
Updated weekly



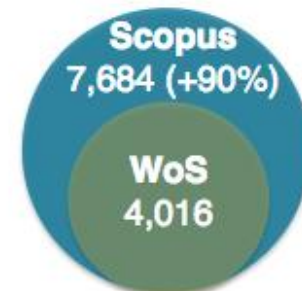
Physical Sciences



Health Sciences



Life Sciences



Social Sciences

# International Ranking Calendar

## 2016 World University Rankings Trend of data collection/releases

End of January (own lists)

...

Mid July

End of March (data)

End of March

End of May

Mid July

Mid August

Mid September

Mid September End of October



17  
11  
2016



[topuniversities.com](http://topuniversities.com)  
[iu.qs.com](http://iu.qs.com)

[@worlduniranking](https://twitter.com/worlduniranking)



[dario@qs.com](mailto:dario@qs.com)  
[intelligenceunit@qs.com](mailto:intelligenceunit@qs.com)



[facebook.com/  
universityrankings](https://facebook.com/universityrankings)

[linkedin.com/in/darioconso  
li](https://linkedin.com/in/darioconso)

**GRAZIE**